

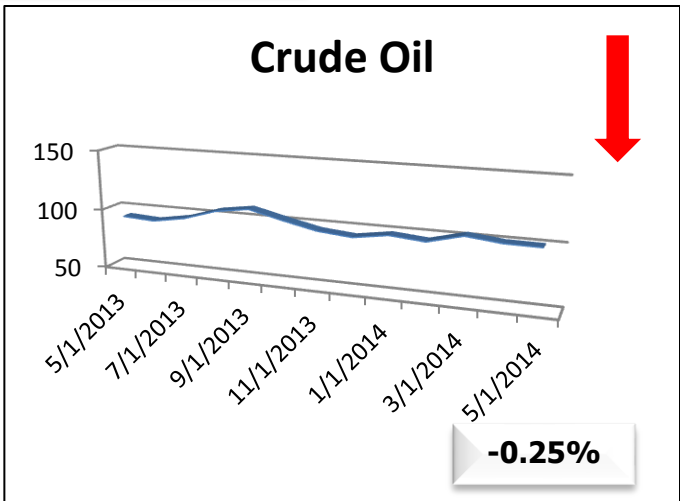
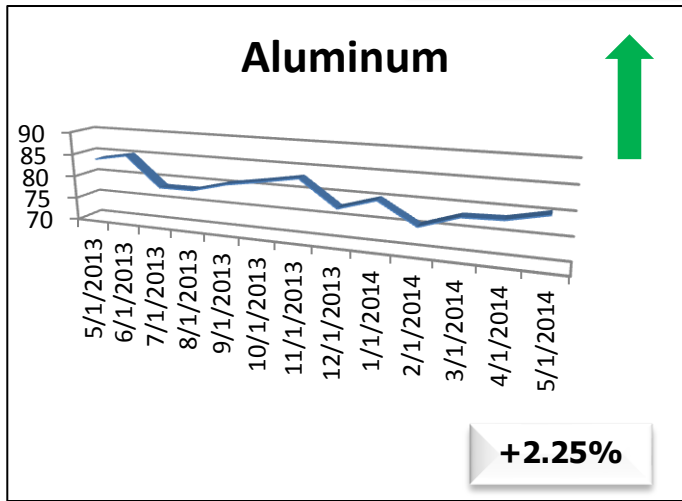
Better Chemistry. Better Business.

Commodity Trends:

- The U.S. Bureau of Labor Statistics reported that total nonfarm payroll employment increased by 288,000 in April. Job growth had averaged 190,000 per month over the prior 12 months . Employment gains were widespread, led by job growth in professional and business services, retail trade, food services, and construction.
- The topline unemployment rate fell to 6.3 percent in April, the lowest level since September of 2008.
- The Commerce Department said on Friday new orders for manufactured goods increased 1.1 percent. New orders for factory goods rose for a second straight month in March, suggesting strength in manufacturing and the broader economy at the end of the first quarter.
- The Institute for Supply Management (ISM) said its manufacturing index rose to 54.9% last month from 53.7% in March, marking the highest level since December 2013. Readings over 50% indicate more companies are expanding instead of shrinking.
- April U.S. auto sales grew to just under 1.4 million cars and trucks, up about 8 percent from a year ago. Sales ran at an annual rate of just over 16 million vehicles, according to Autodata Corp.
- The Commerce Department said on Wednesday that sales dropped 14.5 per cent to a seasonally adjusted annual rate of 384,000 units, declining for a second consecutive month. Sales of new U.S. single-family homes tumbled to their lowest level in eight months in March, dealing a setback to the housing market recovery. Compared to March last year, sales were down 13.3 per cent, the largest year-on-year decline since April 2011.

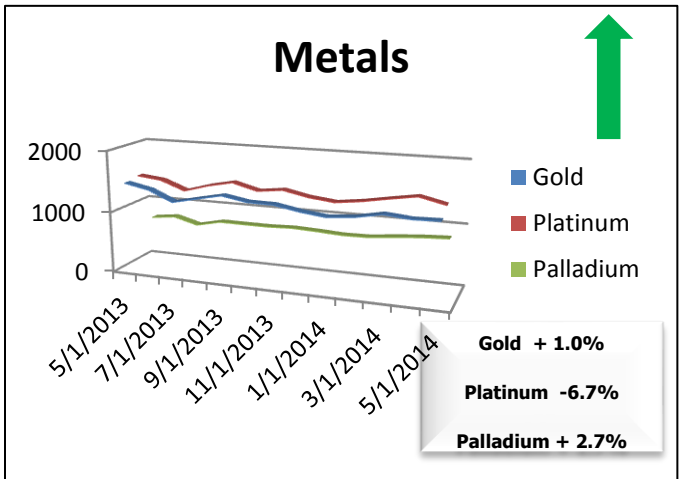
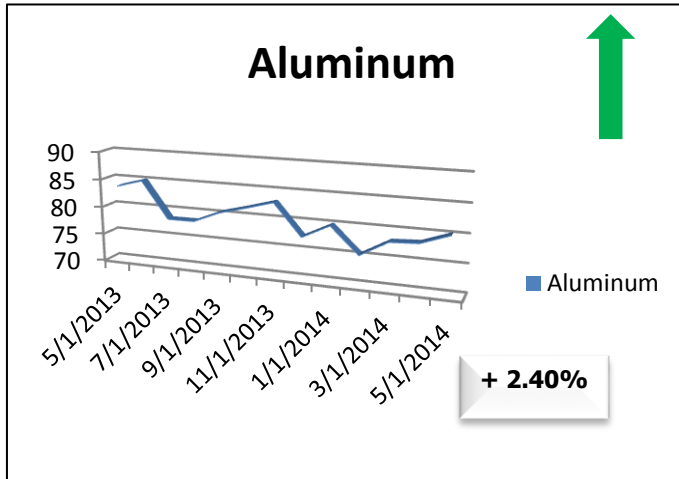
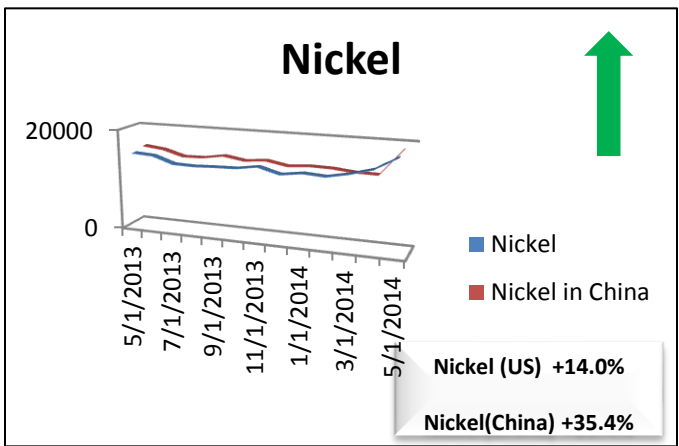
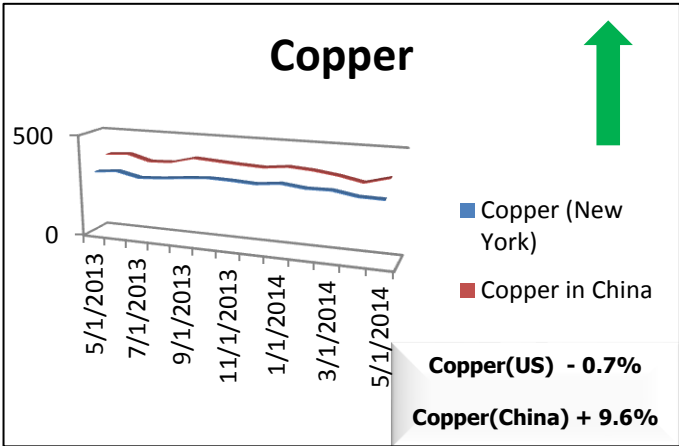
- The graphs below represent a one year price trend for comparison only and do not reflect end user delivered prices.
- Additional 1-month trend percentages have been included on each commodity reported.

Petroleum derivatives and Energy



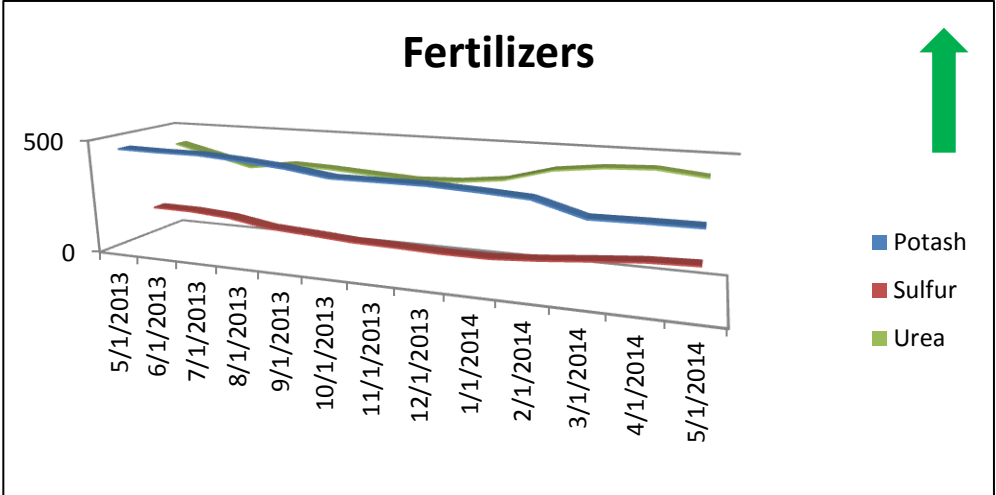
Better Chemistry. Better Business.

Metals



Fertilizers

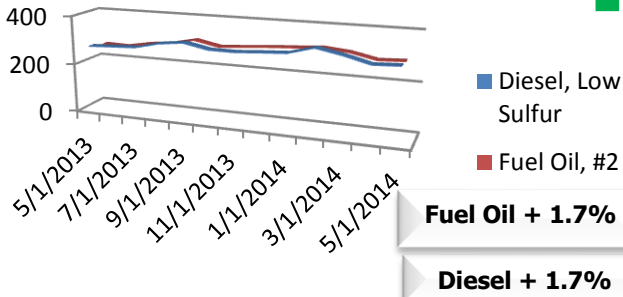
Potash 0.0%
Urea + 4.5%
Sulfur + 5.6%



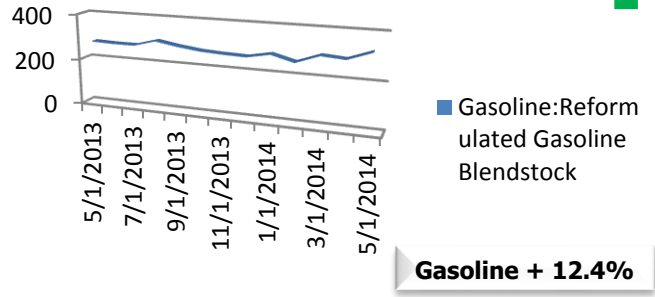
Better Chemistry. Better Business.

Fuels and trucking

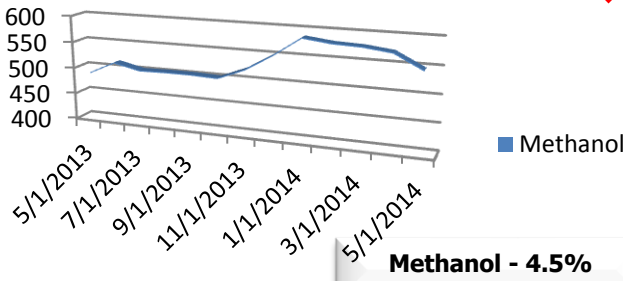
Diesel + Fuel Oil



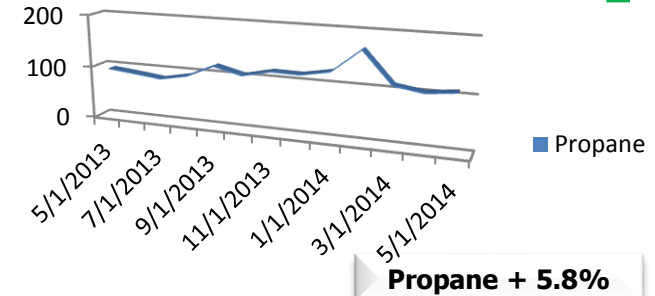
Reformulated Gasoline



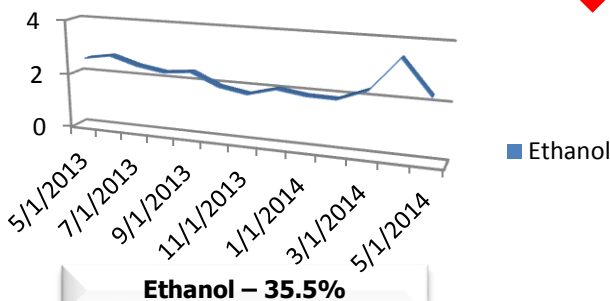
Methanol



Propane



Ethanol



Trucking Cost Index

