

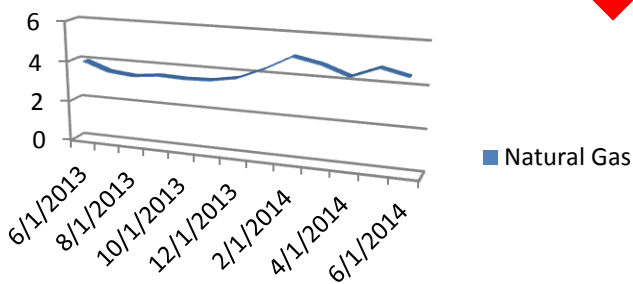
Better Chemistry. Better Business.

Commodity Trends:

- The U.S. Bureau of Labor Statistics reported that total nonfarm payroll employment increased by 217,000 in May, a substantial gain for a fourth straight month, fueling hopes that the economy will accelerate after a grim start to the year. The U.S. economy has not added more than 200,000 jobs per month for four consecutive months since October of 1999.
 - The topline unemployment remained at 6.3 percent, and the number of long-term unemployed — defined as those who have been jobless for 27 weeks or more — was essentially unchanged at 3.4 million in May.
 - The Commerce Department said Friday that consumer spending, which accounts for 70 percent of overall economic activity, fell 0.1 percent in April. The drop was the first in 12 months, but it followed a 1 percent surge in spending in March, which marked the biggest increase in more than four years.
 - The Institute for Supply Management (ISM) said Industrial production grew 4.3 percent in the past 12 months, the fastest annual pace in nearly two years. Growth was broad based across nearly all the 18 sectors the survey covers.
 - May U.S. auto sales ran at an annual rate of just over 16.8 million vehicles, the fastest since February 2007, according to Autodata Corp. This surpassed analysts' expectations of 16.1 million vehicles.
 - Construction of U.S. single-family fell 6.4% in May, and the number of permits for new construction fell to a 991,000 annualized pace, the slowest in fourth months. Permits are a sign of future intentions and reveal whether builders are optimistic.
- The graphs below represent a one year price trend for comparison only and do not reflect end user delivered prices.
 - Additional 1-month trend percentages have been included on each commodity reported.

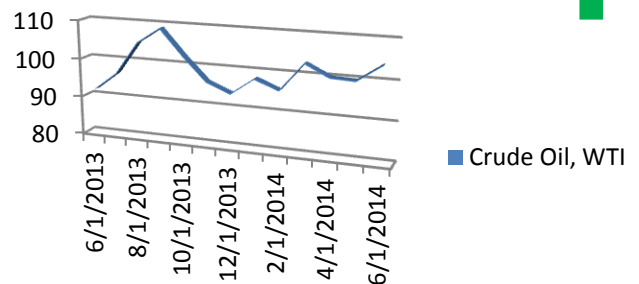
Petroleum derivatives and Energy

Natural Gas



-6.23%

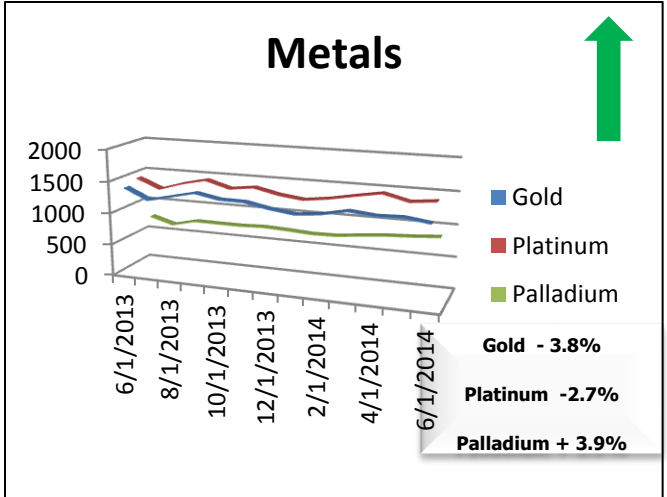
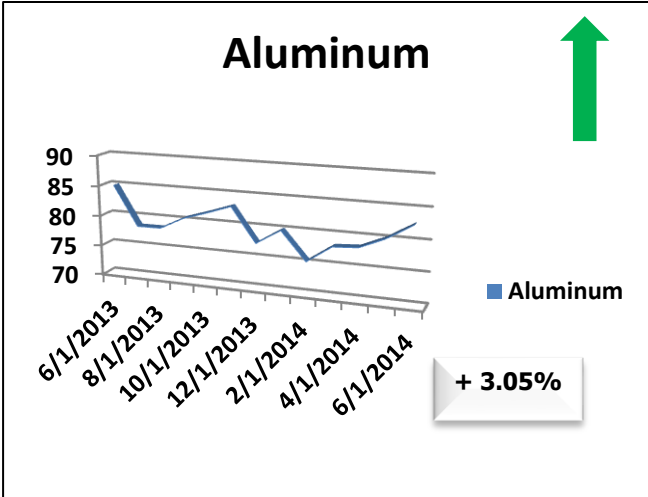
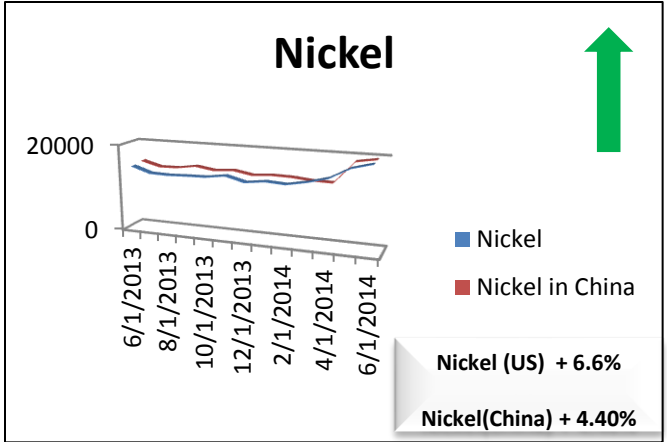
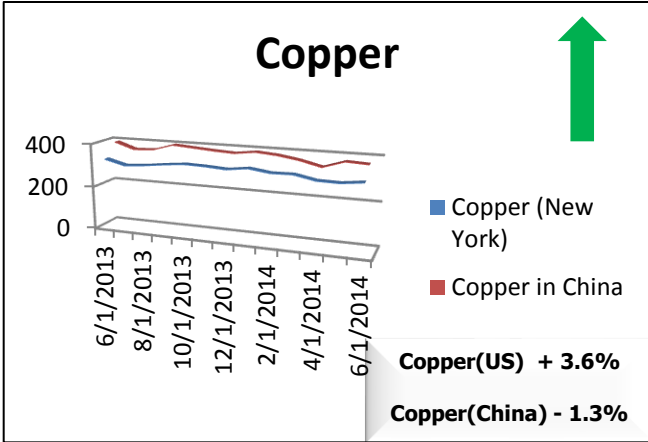
Crude Oil



+4.27%

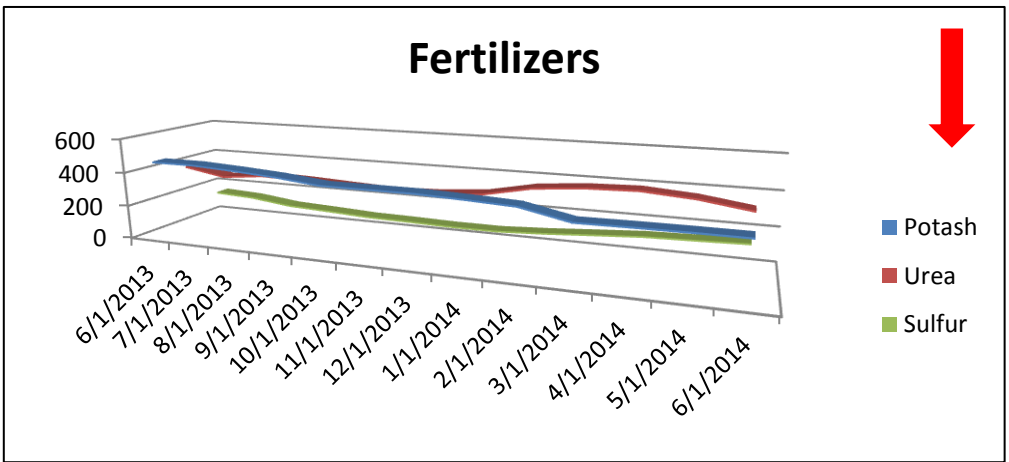
Better Chemistry. Better Business.

Metals



Fertilizers

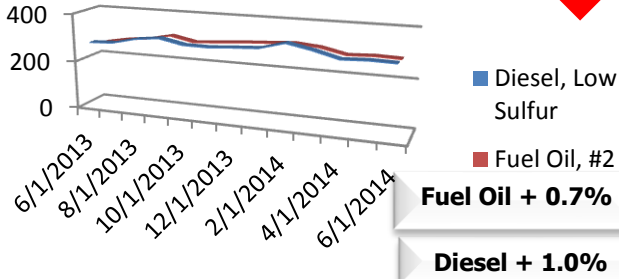
Potash 0.0%
Urea - 8.9%
Sulfur - 6.9%



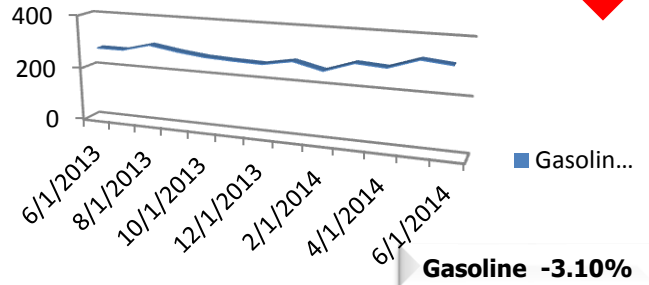
Better Chemistry. Better Business.

Fuels and trucking

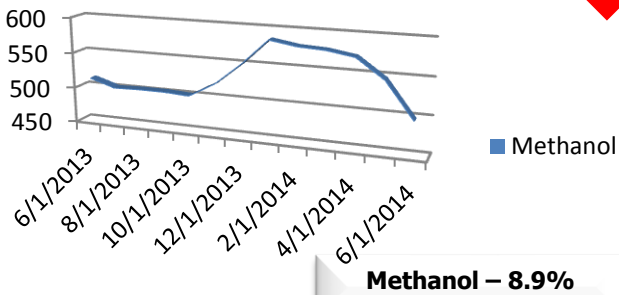
Diesel + Fuel Oil #2



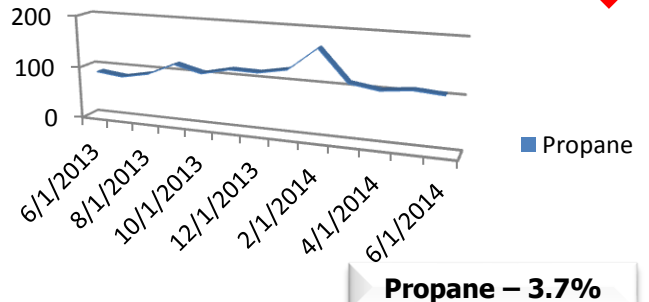
Gasoline:Reformulated



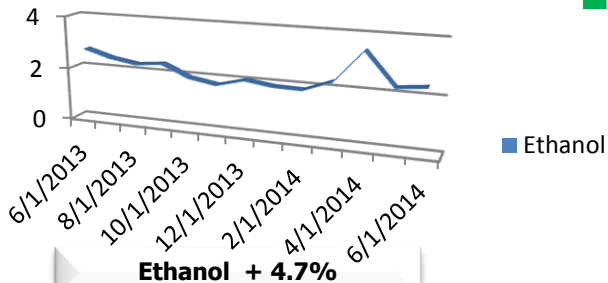
Methanol



Propane



Ethanol



Trucking Cost Index

