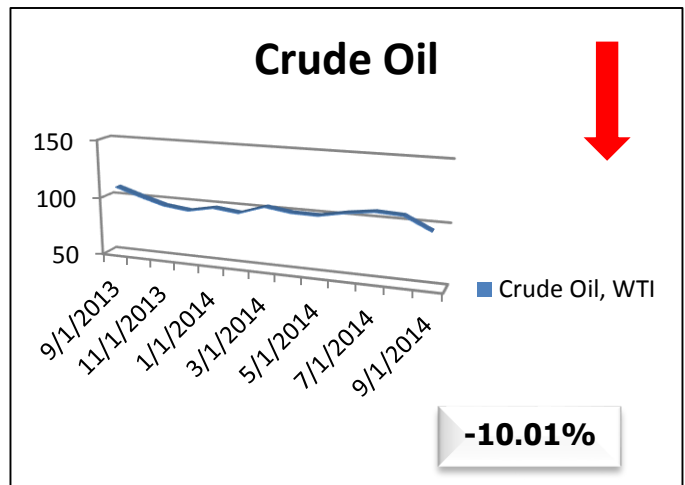
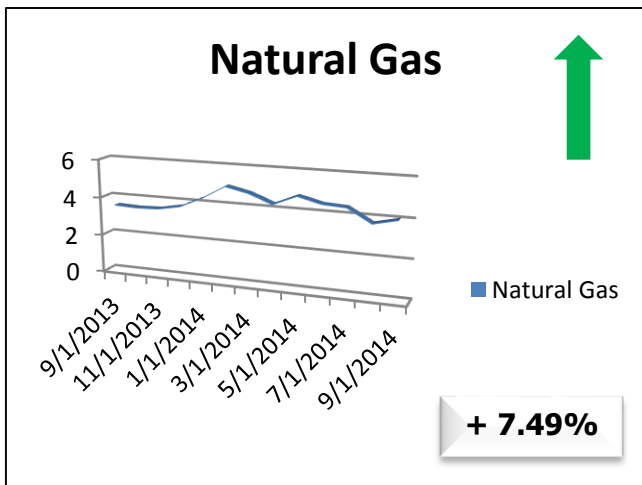


Better Chemistry. Better Business.

Commodity Trends:

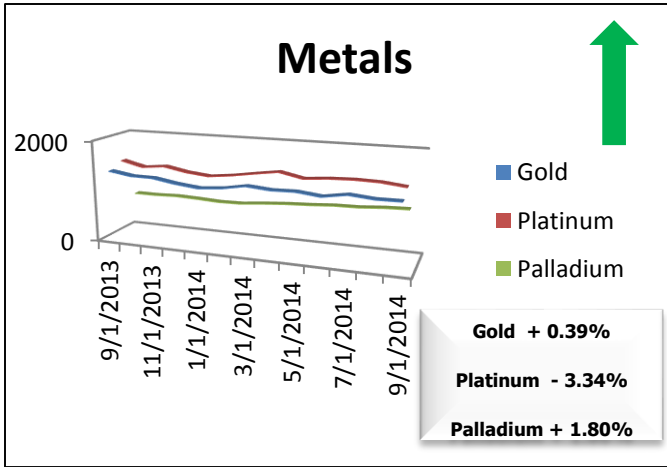
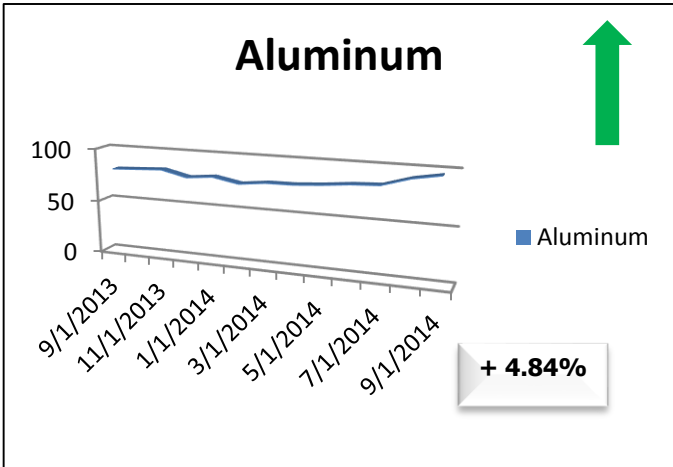
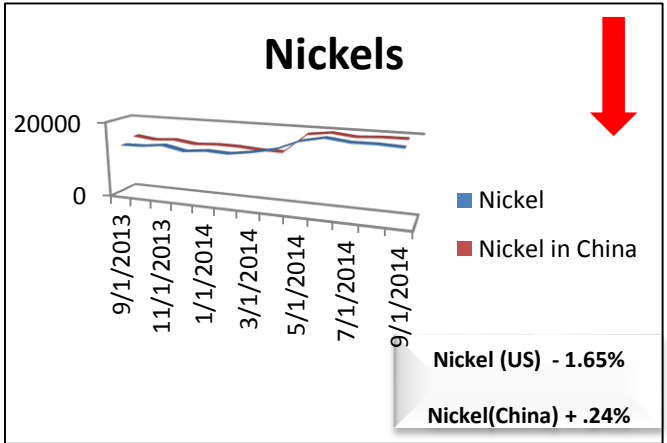
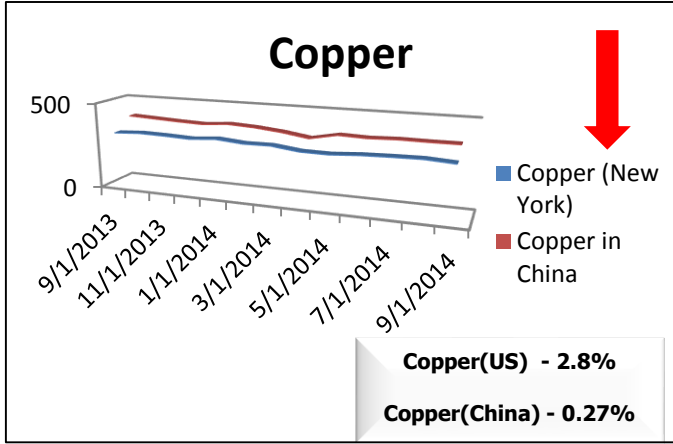
- The U.S. Bureau of Labor Statistics reported that total nonfarm payroll employment increased by just 142,000 jobs last month, sharply lower than the 225,000 economists were anticipating and the smallest monthly gain of 2014. The unemployment rate, which is drawn from a different survey of households, dropped from 6.2% to 6.1%.
 - The Commerce Department said that retail purchases increased by 0.6 percent in August. This was the largest increase in four months, and followed a 0.3 percent rise in July. The advance last month was broad-based with 11 of 13 categories improving.
 - The Institute for Supply Management (ISM) reported Friday that the pace of growth in the U.S. manufacturing sector rose in August to its highest level since March 2011. Its index of national factory activity rose to 59.0, up from 57.1 the month before. The reading topped expectations of 56.9, according to a Reuters poll of economists.
 - August new-car sales came in at 1.59 million vehicles, up 5.5 percent overall compared to August 2013. The annualized selling rate topped 17.5 million, a number unseen since January 2006.
 - According to the National Association of Home Builders, builder confidence in the market for newly built, single-family homes rose two points to 55. This third consecutive monthly gain brings the index to its highest level since January.
- The graphs below represent a one year price trend for comparison only and do not reflect end user delivered prices.
 - Additional 1-month trend percentages have been included on each commodity reported.

Petroleum derivatives and Energy



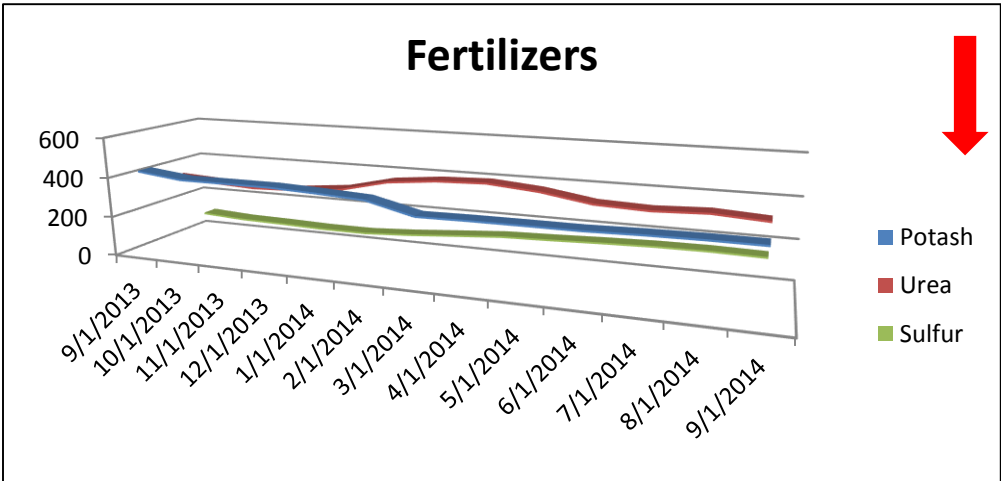
Better Chemistry. Better Business.

Metals



Fertilizers

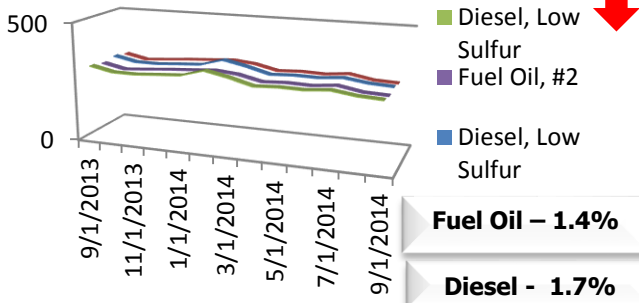
Potash 0.00%
Urea - 3.63%
Sulfur - 2.68%



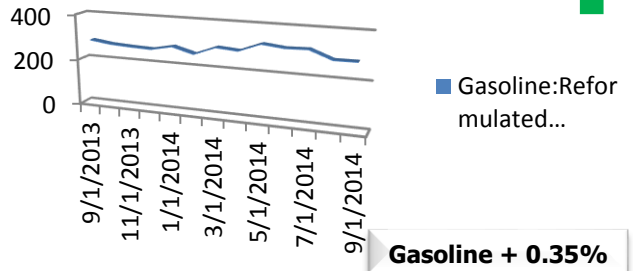
Better Chemistry. Better Business.

Fuels and trucking

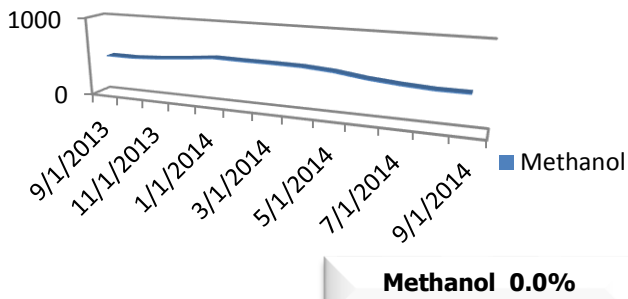
Diesel + Fuel Oil #2



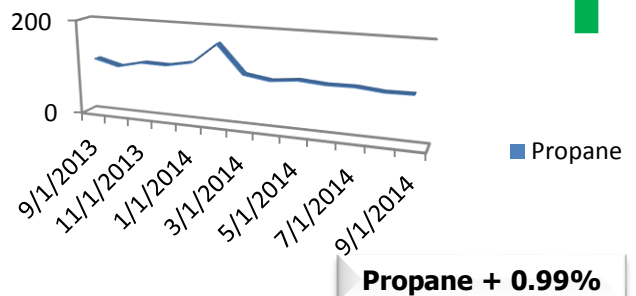
Gasoline:Reformulated



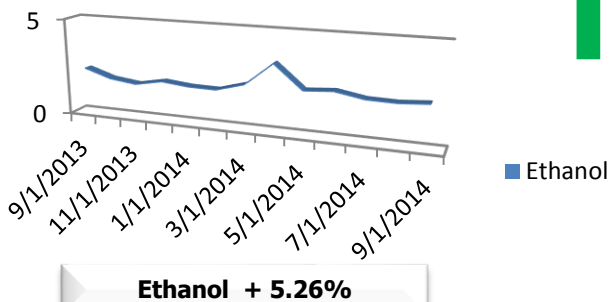
Methanol



Propane



Ethanol



Trucking Cost Index

