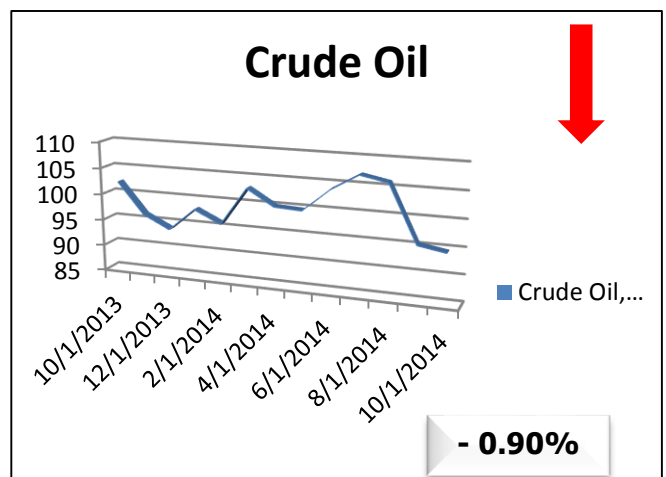
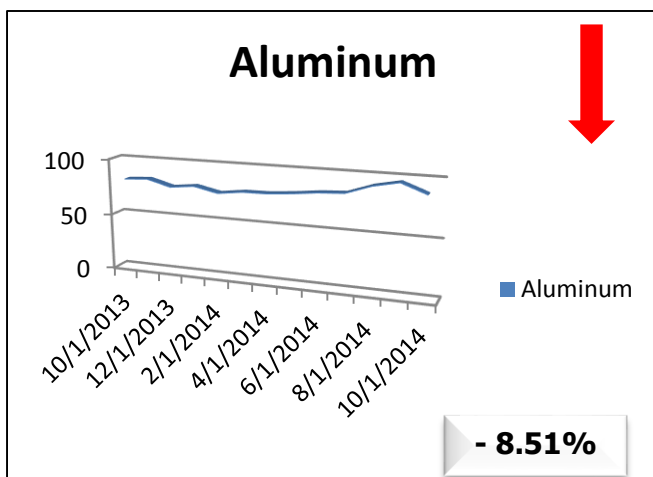


## Commodity Trends:

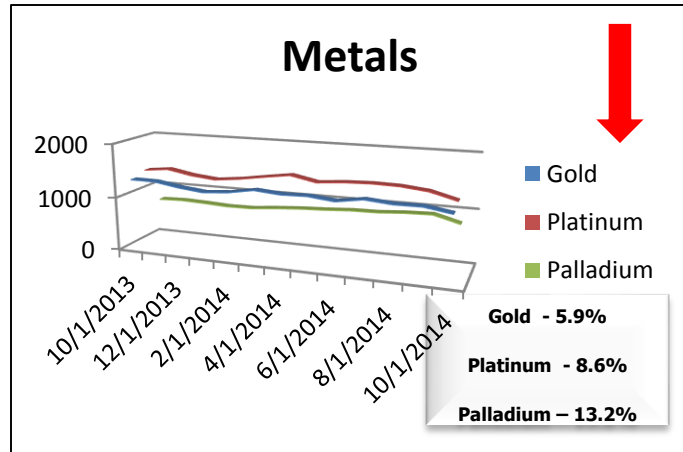
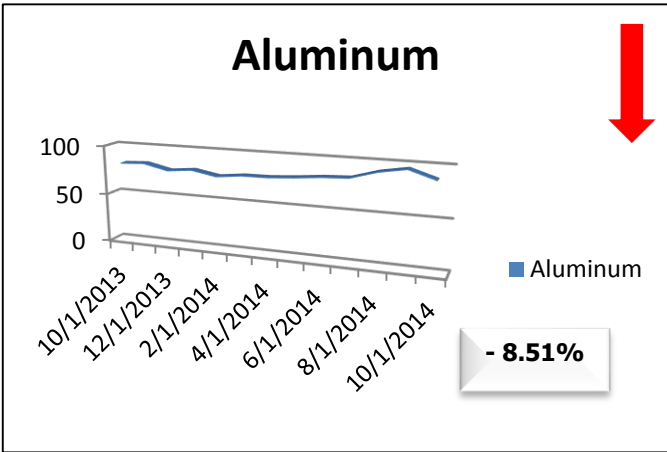
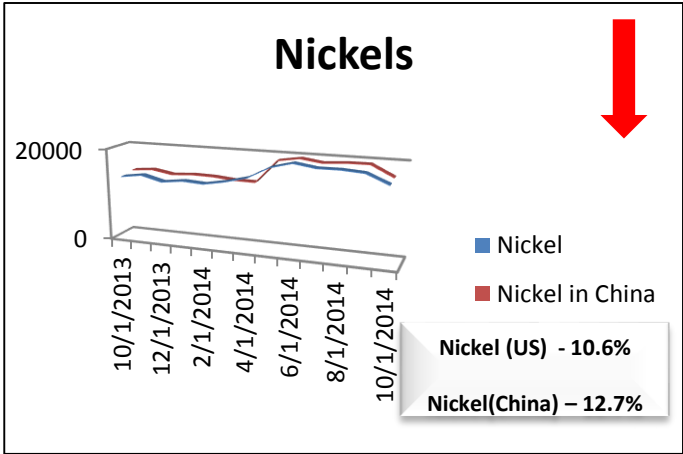
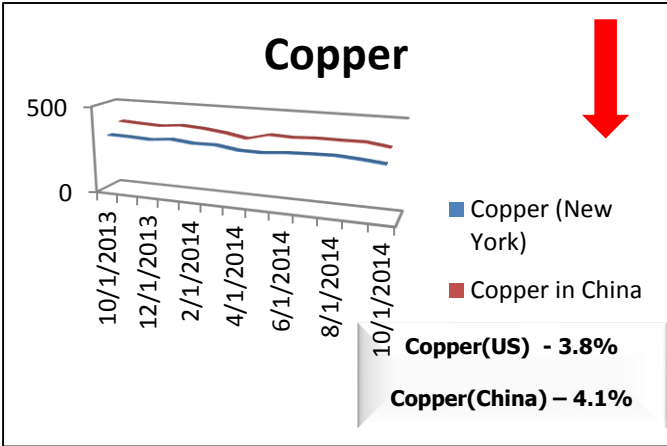
- The U.S. Bureau of Labor Statistics reported that total nonfarm payroll employment increased by 248,000 jobs last month, beating the 215,000 that economists were predicting. The unemployment rate, which is drawn from a different survey of households, dropped from 6.1% to 5.9%, crossing below 6% for the first time since before the recession.
  - The Commerce Department said that retail purchases decreased by 0.3 percent in September. The broad-based decline came alongside weakening consumer confidence and minimal wage growth that has weighed on the recovery in recent years.
  - The Institute for Supply Management reported Friday that the ISM index fell to 56.6 from 59 in August. That makes September's level as the index's third best reading this year. A reading above 50 indicates manufacturing is expanding and September marked the 64th consecutive month of growth, according to the ISM.
  - Autodata Corp. reported Tuesday that auto sales in September came in at an annual rate of 16.43 million units, below expectations for 16.5 million. It also forecast 2015 U.S. sales at 16.7 million vehicles, "with more upside potential than downside risk,"
  - According to the National Association of Home Builders, builder confidence the market for newly built single-family homes reversed course and dropped after four consecutive months of increases, falling five points to a level of 54. The drop in confidence reflects the gradual pace of housing recovery and the fact that multifamily housing still dominates home construction
- The graphs below represent a one year price trend for comparison only and do not reflect end user delivered prices.
  - Additional 1-month trend percentages have been included on each commodity reported.

### Petroleum derivatives and Energy



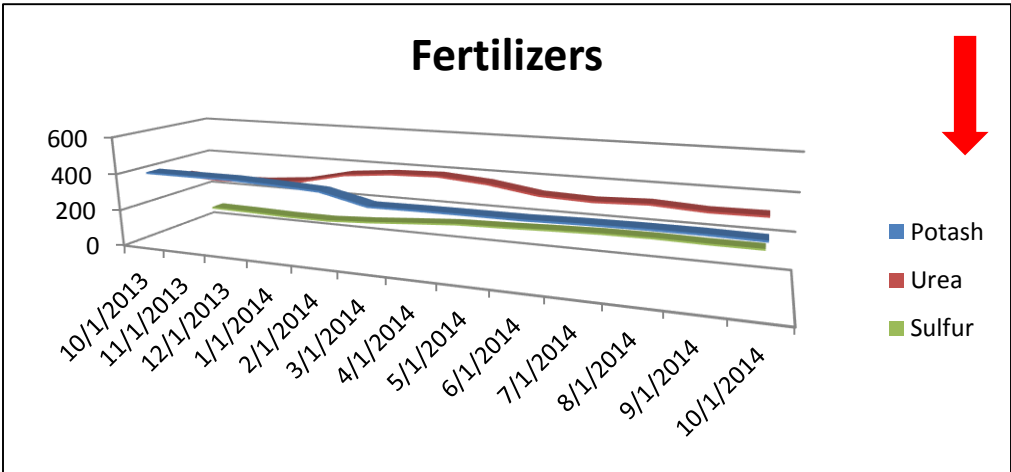
Better Chemistry. Better Business.

**Metals**



**Fertilizers**

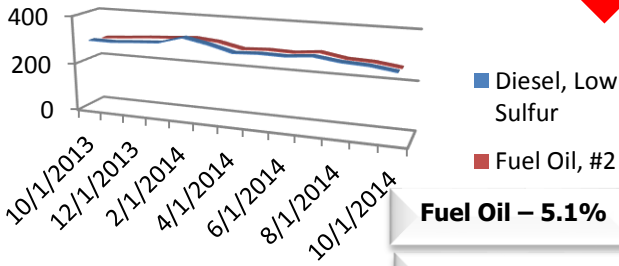
**Potash - 1.19%**  
**Urea + 0.81%**  
**Sulfur 0.0%**



Better Chemistry. Better Business.

**Fuels and trucking**

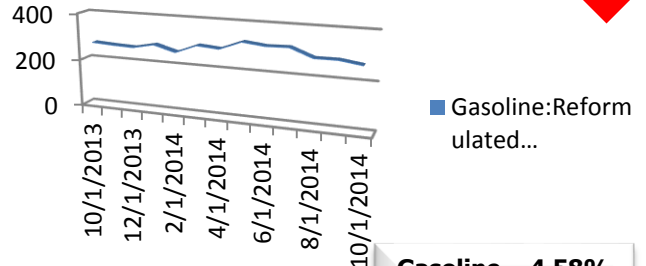
**Diesel + Fuel Oil # 2**



**Fuel Oil - 5.1%**

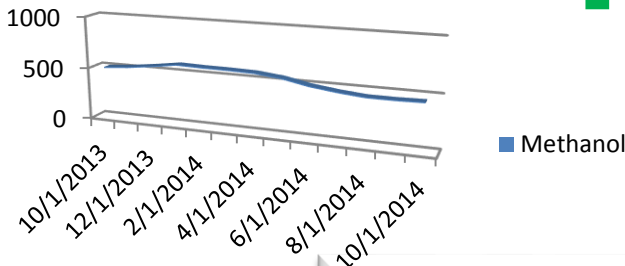
**Diesel - 4.9%**

**Gasoline: Reformulated**



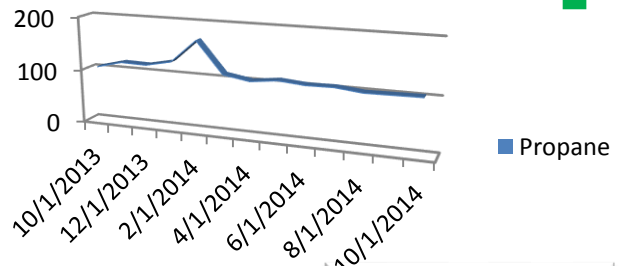
**Gasoline - 4.58%**

**Methanol**



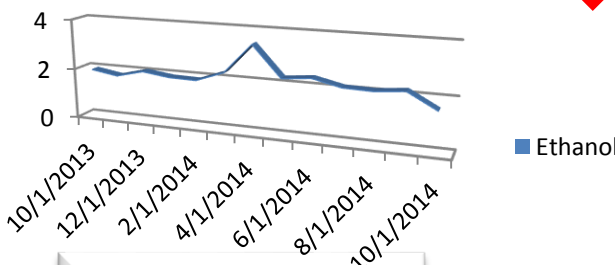
**Methanol + 1.40%**

**Propane**



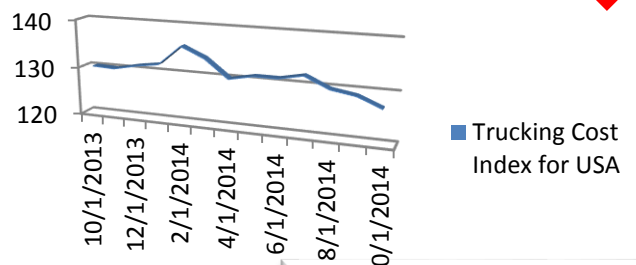
**Propane + 0.98%**

**Ethanol**



**Ethanol - 27.73%**

**Trucking Cost Index**



**Trucking Cost - 1.55%**