

Better Chemistry. Better Business.

Commodity Trends:

Jobs Report: The Bureau of Labor Statistics announced that total Nonfarm payrolls increased by 255,000 new jobs in July. This is the second-straight large gain in hiring largely puts to rest any doubts about the health of the economy after unusually weak employment gains in May that at first raised alarms about the seven-year-old U.S. recovery. The unemployment rate, meanwhile, was unchanged 4.9%

Retail Sales: The Commerce Department said that U.S. retail sales were unchanged in July from the previous month, a sign that consumers were cautious after three months of solid gains.

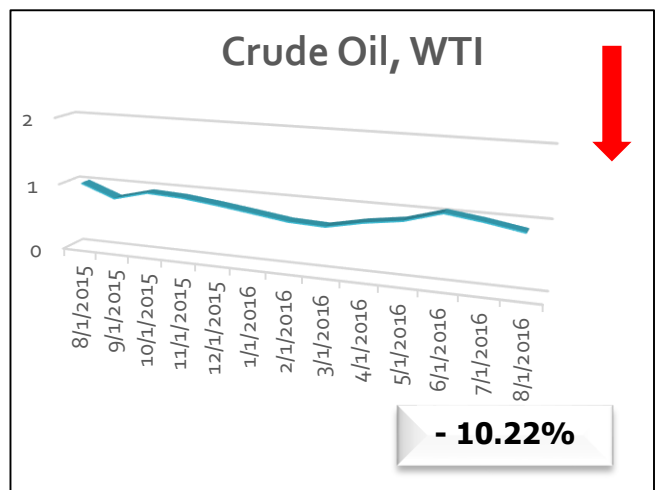
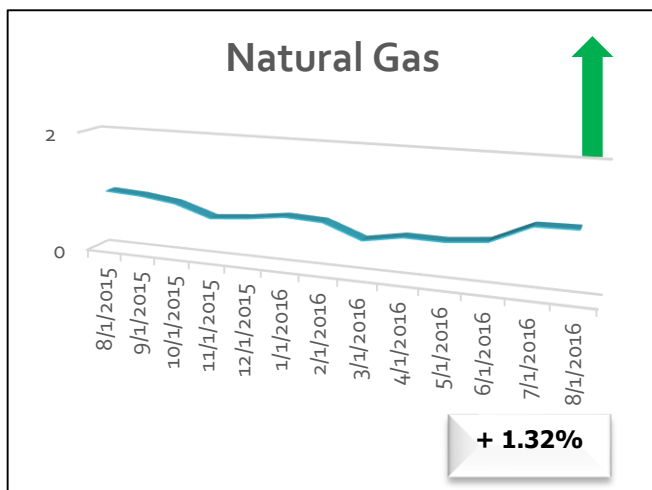
Manufacturing: The Institute of Supply Management's manufacturing PMI index for July registered at 52.6 percent, a decrease of 0.6 percentage point from the June reading of 53.2 percent. The New Orders Index registered 56.9 percent, a decrease of 0.1 percentage point from the June reading of 57 percent.

U.S. Auto Sales: U.S. auto sales rose at a seasonally adjusted annual rate of 17.88 million in July, according to Autodata Corp.

U.S. Home Sales: U.S. sales of new single-family homes increased 12.4 percent to a 654,000 annualized pace, the fastest since October 2007, the Commerce Department data reported. That exceeded the most optimistic forecast in a Bloomberg survey. Purchases in the South were the strongest since before the start of the last recession.

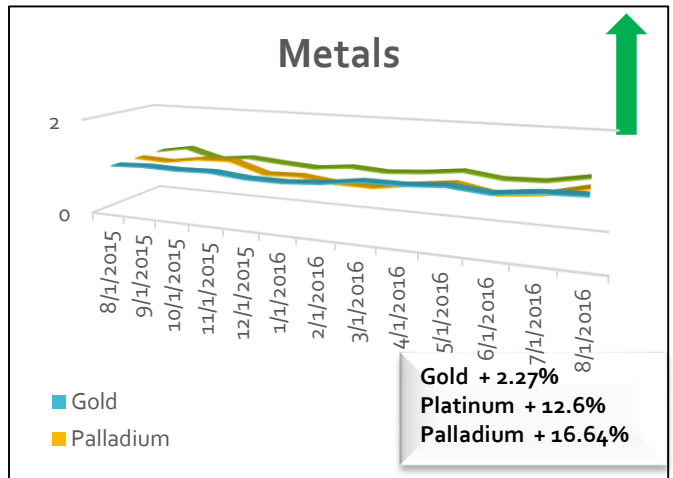
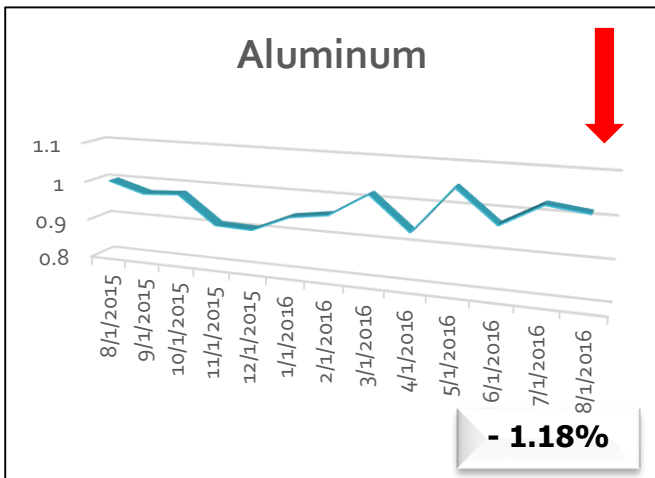
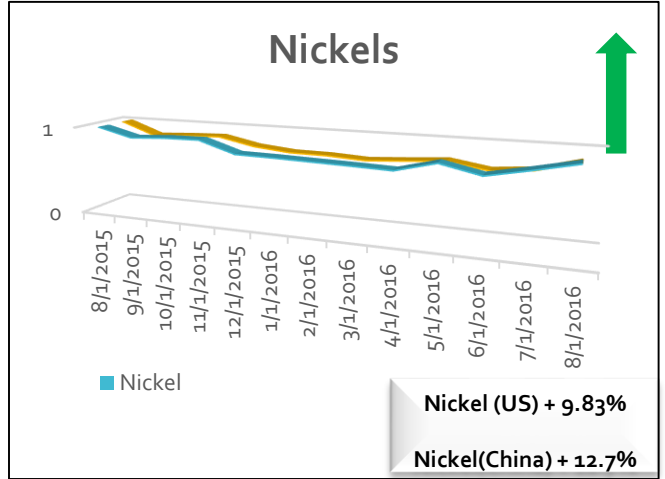
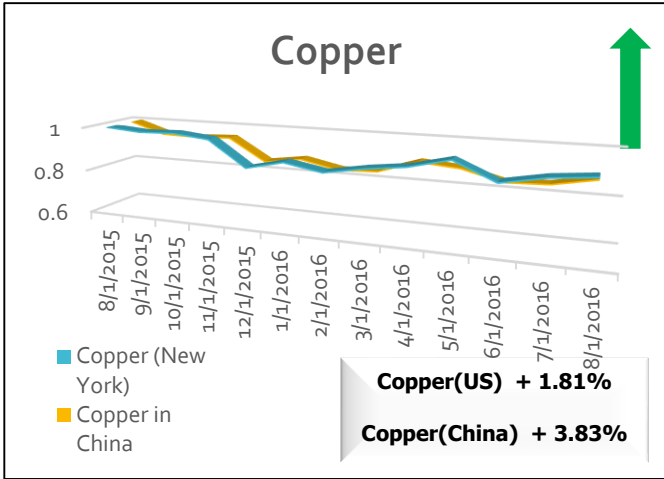
The graphs below represent a one year price trend for comparison only and do not reflect end user delivered prices. Additional 1-month trend percentages have been included on each commodity reported.

Petroleum Derivatives and Energy



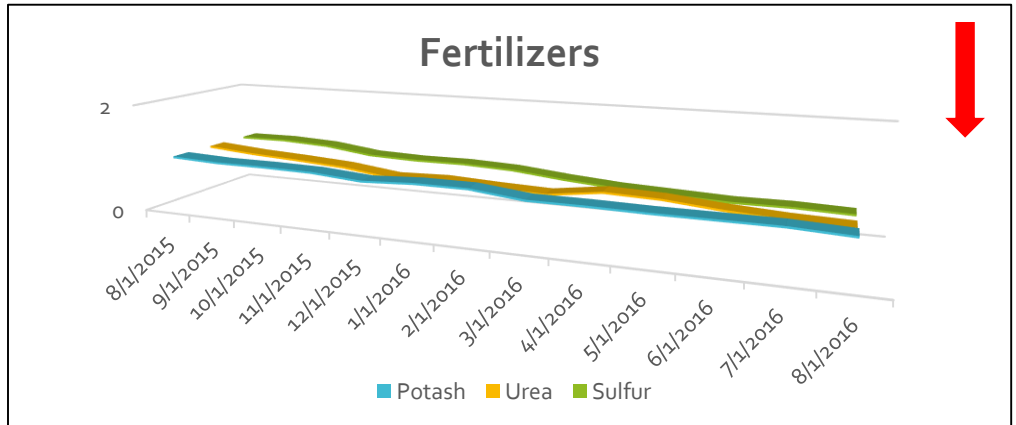
Better Chemistry. Better Business.

Metals



Fertilizers

Potash + 5.75%
Urea - 4.90%
Sulfur - 5.59%

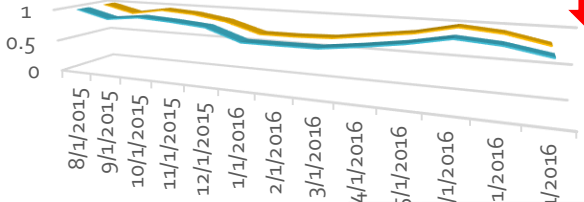




Better Chemistry. Better Business.

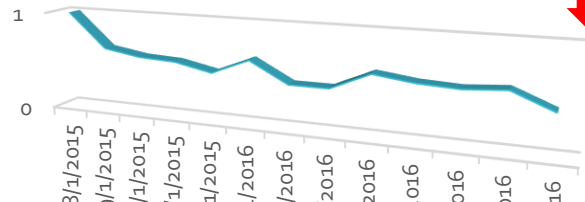
Fuels and Trucking

Diesel + Fuel Oil # 2



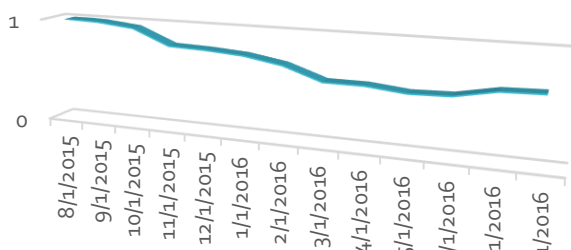
Fuel Oil - 14.7%
Diesel - 12.8%

Gasoline:Reformulated



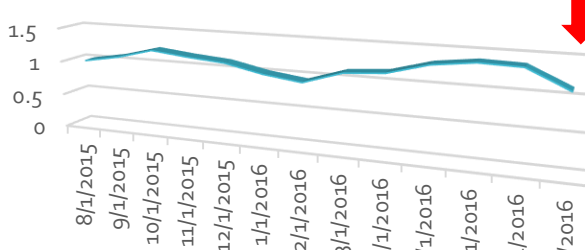
Gasoline - 38.5%

Methanol



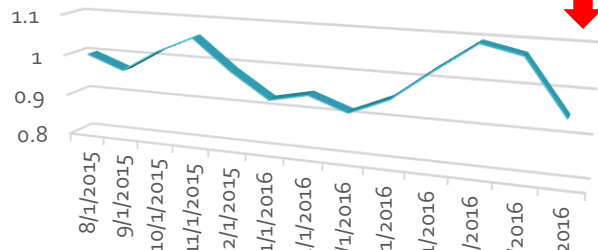
Methanol + 1.86%

Propane



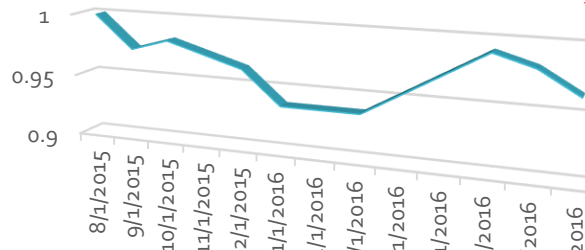
Propane - 23.4%

Ethanol



Ethanol - 13.31%

Trucking Cost Index USA



Trucking Cost - 1.87%